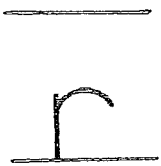



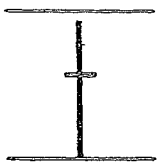
This is a short letter that goes below the baseline. Start at 2 and go up and around the clock, touching the baseline and stopping back at 2. Pull a straight line down the same distance below the baseline, and make a tiny flag in the direction we write.



This is a short letter. Start at the midpoint and pull a straight line down to the baseline, retrace to 10 on the clock, and round from 10 to 2.



This is a short letter. Start at 2, go up and around the clock to 10, and slide across to 4 (directly below 2). Curve down to touch the baseline, and curve up to 8 (directly below 10).



This is a tall letter. Start at the top just below the top line, and pull a straight line down to the baseline. Lift the pencil. Draw a tiny crossbar just above the midpoint in the direction we write.