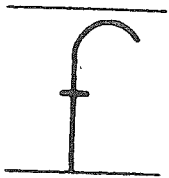



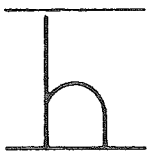
This is a short letter. Form it without lifting the pencil. Start midway between the midpoint and the baseline. Make a straight line from 9 to 3 on the clock. Form a corner by continuing up and around the clock, touching the baseline and stopping at 4.



This is a tall letter with a short part. Start at 2 on the clock just below the top line. Without touching the top line, go up and around to 10 and pull a straight line down to the baseline. Lift the pencil. Form a tiny crossbar just above the midpoint.



This is a short letter. Start at 2 on the clock and go up and around the clock, touching the baseline and stopping at 2. Pull a straight line down the same distance below the baseline and around from 4 to 8.



This is a tall letter with a short part. Form it without lifting the pencil. Start at the top just below the top line; pull a straight line down to the baseline. Retrace to 10 on the clock, round from 10 to 2, and pull a straight line down to the baseline.