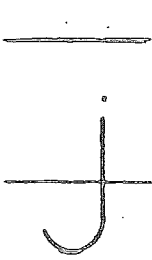
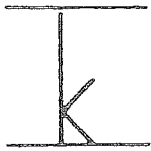


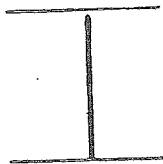
This is a short letter. Start at the midpoint and pull a straight line down to the baseline. Make a small dot by pressing the pencil just above the letter and lifting it.



This is a short letter that goes below the baseline. Start at the midpoint, pull a straight line down the same distance below the baseline, and round from 4 to 8 on the clock. Make a small dot by pressing the pencil just above the letter and lifting it.



This is a tall letter with a short part. Start at the top just below the top line and pull a straight line down to the baseline. Start the short part at the midpoint, slant down and in to the tall line, and then slant down and out to the baseline.



This is a tall letter. Start at the top just below the top line and pull a straight line down to the baseline.